

TenCate Geosynthetics - MSE Technical Solutions

TenCate Wire Wall System - Plantable

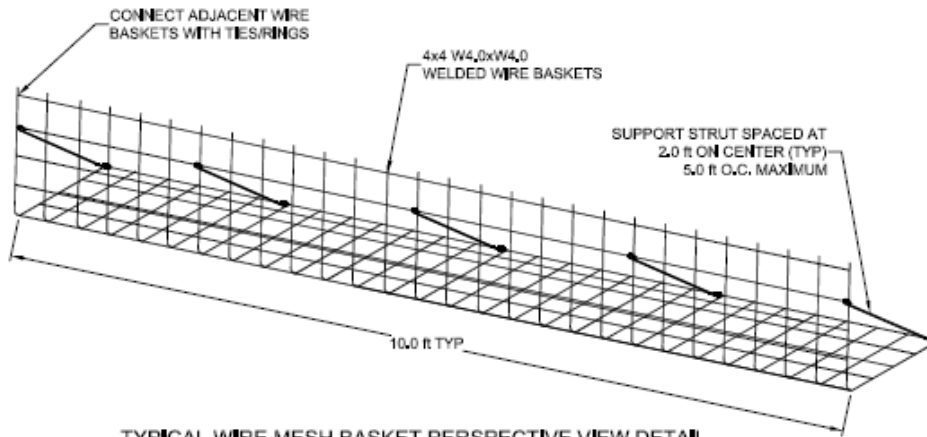


TenCate provides a permanent plantable wire wall system consisting of steel wire facing with Miramesh® GR geogrid located in the wall face and Miragrid geogrid soil reinforcement installed horizontally in the wall backfill. The Wire Wall System is a traditional MSE wall structure and designed in accordance with conventional MSE wall design methods. MSE wire walls are flexible and capable of undergoing high settlement.

The wire facing consists of L-shaped baskets typically 18 inches high and 18 inches deep. Galvanized steel wire is typically used for permanent structures and black steel for temporary walls. Miramesh® GR is a high UV stabilized tight weave biaxial geogrid with one eighth inch wide openings to hold back topsoil placed in the wall face while promoting vegetation growth. Topsoil is placed only in the wall face and typically consists of a plant seed mix typical for the region. Miragrid® XT is a uniaxial strength geogrid ranging in Long Term Design Strengths from 1000 lb/ft to 15,000 lb/ft. The Miragrid® XT geogrid is installed in typical 18-inch high lifts. The MSE backfill may consist of local onsite fills or structural import backfill. Typical MSE wall backfill is silty or clayey sand or better. Crushed stone and coarse aggregate backfill may also be used.

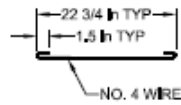
Details of the wire wall system are attached. Specifications and technical data sheets are located on our website. Please contact us if we can provide design assistance.

"The information herein is accurate to the best of our knowledge. TenCate Geosynthetics North America assumes no liability for the accuracy or completeness of this information or for the ultimate use by the purchaser. TENCATE GEOSYNTHETICS NORTH AMERICA DISCLAIMS ANY AND ALL EXPRESS, IMPLIED, OR STATUTORY STANDARDS, WARRANTIES, OR GUARANTEES, INCLUDING WITHOUT LIMITATION ANY IMPLIED WARRANTY OF MERCHANTABILITY OR FITNESS FOR A PARTICULAR PURPOSE arising from a course of dealing or usage of trade as to any equipment, materials, or information furnished herewith. This document should not be construed as engineering advice. Users should satisfy themselves through independent investigation that these materials might be used safely. No warranty or guarantee, expressed or implied, is made regarding the performance of any product, since the manner of use and handling are beyond our control. Any and all design related to a product will be the responsibility of the project engineer and/or registered engineer of record.



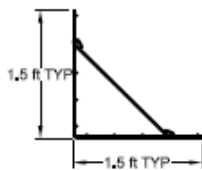
TYPICAL WIRE MESH BASKET PERSPECTIVE VIEW DETAIL

N.T.S.



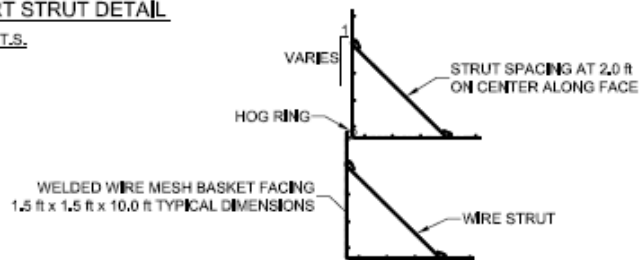
TYPICAL SUPPORT STRUT DETAIL

N.T.S.



TYPICAL END VIEW DETAIL

N.T.S.



TYPICAL WIRE MESH BASKET FACE DETAIL

N.T.S.

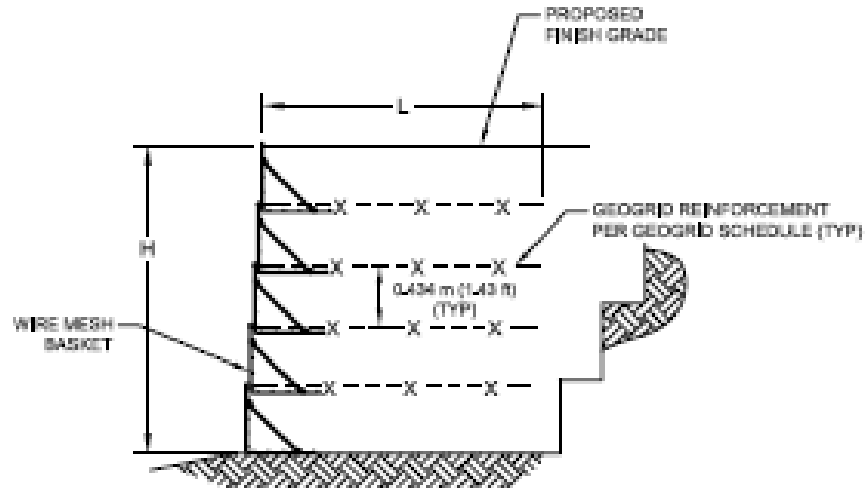


Miragrid® XT

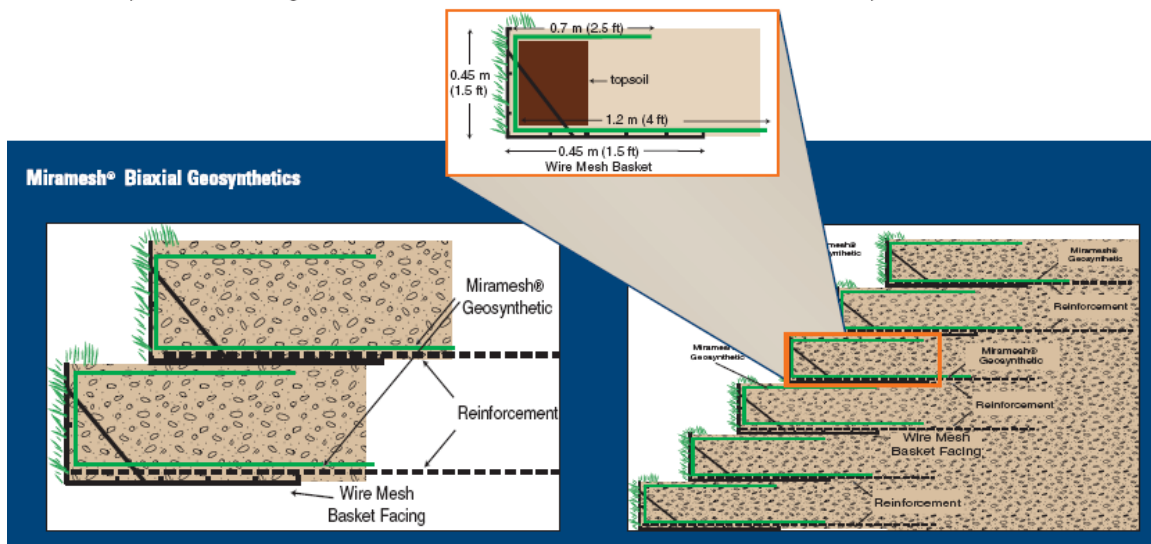


Miramesh® GR

Typical Components of TenCate Wire Wall System – Plantable

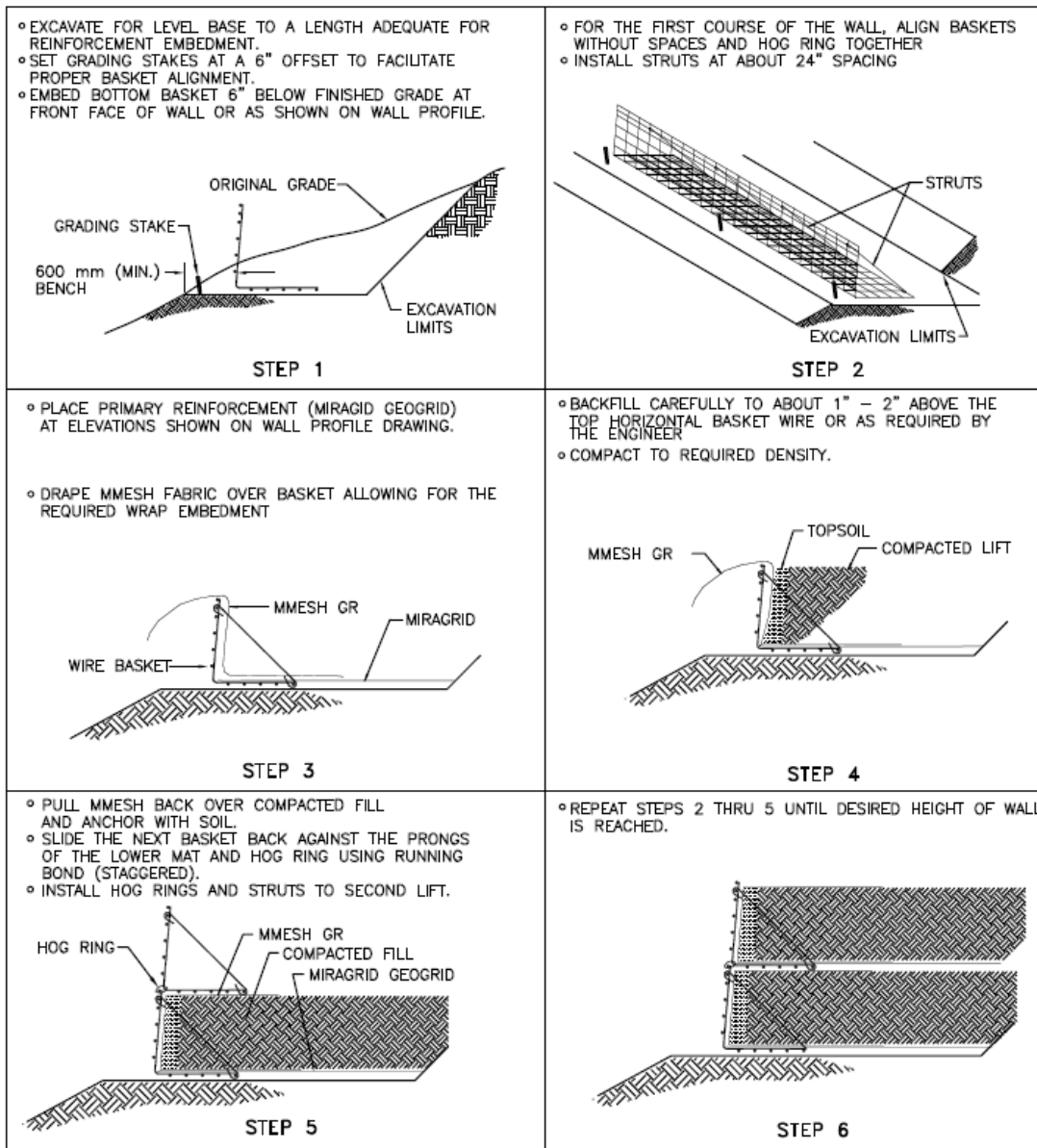


Typical Cross Section of TenCate Wire Wall System – Plantable



Typical Details of Miramesh® GR at Wall Face
TenCate Wire Wall System – Plantable

CONSTRUCTION SEQUENCE



Typical Installation Guideline for TenCate Wire Wall System – Plantable